

Children's Worship Lesson – April 18, 2021

MEETING JESUS AGAIN AND AGAIN

Focus Scripture: Luke 24:36b–48

Purpose: To acknowledge that confusion and amazement have a place in our faith

Preparation

Worship Table – **Yellow** cloth

Pictures and materials for story and activity are at the end of the lesson

Pepper shaker, pie plate or small bowl, jug of water, liquid detergent

Lighting of the Christ Candle

We light the Christ candle to remind us that God is always with us.

Easter Greeting

Parent: *Christ is risen.*

All: Christ is risen, indeed.

Opening Prayer

***Thank you, God,
for the surprising story of Jesus being alive again
and for Jesus,
who is always with us as our special friend.
Amen.***

Opening Action Rhyme “Jesus is With Us”

This is the house where I live; **(hands form peak of roof)**
my family lives here, too.
Jesus is with us all the time and helps in what we do.

We never really see him **(hand to forehead searching)**
but we know he's always there.
We feel that he is loving us **(hug self)**
and know his gentle care.

Introducing the Theme – Pepper Chase



In advance: Bring a pie plate, a small jug of water, liquid detergent, and a shaker of pepper. Be sure to try this experiment at home first.

Would you like to see something amazing?

Pour some water in the pie plate and sprinkle pepper over the surface of the water. Put a drop of liquid detergent on a finger and slide the finger down the side of the dish. Watch the pepper rush to the other side.

What did you think when you saw the pepper rush to the side of the plate? Were you amazed? God's world is full of wonderful surprises!

Exploring the Theme



(Show the teaching picture "Thomas.") *Last week we heard the story of the disciple Thomas. Thomas wasn't with the others when Jesus first visited them in the room, and he didn't believe his friends when they told him about it. He thought they were imagining things. Thomas said he would only believe that Jesus was alive if he saw him himself and could touch him to make sure it was really Jesus. One day soon after that when the friends were all together, Jesus came again. Jesus said, "Come, Thomas." Thomas was very confused. He had seen Jesus die. How could he be in the room now? Then Jesus said, "Touch my hands and my side." Thomas' confusion turned to amazement, as he realized that Jesus really was with them.*

This week's Bible story is about another time when Jesus suddenly appeared to his friends, and once again they were confused and amazed.

Story: Jesus Amazes His Friends



*One night, when it was really dark, some of Jesus' friends were gathered in a room. They had locked all the windows and doors because they were feeling worried. **(Show the teaching picture "Jesus Amazes His Friends.")** Jesus had been killed a little while ago and they were worried someone might want to kill them too. Imagine that you are one of the disciples in the room. Use your facial expression and your body language to show that you are worried. **(Encourage the children to do this.)***

*Jesus' friends were also feeling quite confused, because some people were saying that they had seen Jesus alive again. Like Thomas, they weren't sure if they believed those stories. Can you show the confusion that the disciples felt? **(Encourage the children to do this.)***

All of a sudden, Jesus was in the room with them. (Ask a child to open the “window” on the teaching picture.) Even though all the doors and windows were still locked, somehow Jesus was there. They were scared. Peter said, “It must be a ghost!” How would you feel if you were in the room with them? Afraid? Show the fear that the disciples felt. (Encourage the children to do this.)

But Jesus smiled and said, “Peace be with you.”

Jesus said that so his friends wouldn’t feel frightened. Some of them still weren’t sure so they reached out to touch his hands and feet where the nails had been. Jesus said, “I really am alive.” They looked at Jesus in surprise and amazement. Can you show that feeling?

(Encourage the children to do this.)

“Yes, I’m alive,” said Jesus, “and I’m hungry!” Then they all laughed! (Encourage the children to laugh heartily.)

The disciples shared their bread and fish with Jesus while he explained many things to them. Jesus wanted to make sure that they knew how much God loved them and how important it was to share that good news with everyone.

Jesus’ friends were surprised and amazed by what they saw. Think back to how you felt at the start of our lesson. What were those feelings of surprise and amazement like? What other experiences have you had when you felt that way? (Give each child a chance to respond.)

You have had some truly amazing experiences! And you know what else is amazing? You! God made each of us an amazing person. Let’s sing a song about it.

I'm Amazing (Tune: Frère Jacques)

I'm amazing! I'm amazing!

I can sing. I can sing.

I can sing this pretty song. I can sing this pretty song.

God made me. God made me.

I'm amazing! I'm amazing!

I can jump. I can jump.

I can jump so very high. I can jump so very high.

God made me. God made me.

I'm amazing! I'm amazing!

I can pray, I can pray,

I can pray to Jesus. I can pray to Jesus.

God made me. God made me.

Make up more verses based on suggestions from your children.

Integrating the Theme – “Resurrection Story Cube”




In advance: Make copies of the “Resurrection Story Cube” activity sheet. Cut out the story outline and the cube patterns. Bring crayons/coloured markers, and tape. Make a sample cube.

(Hold up your sample.) This is a cube that tells the Easter story. Each side is a picture of part of the story. **(Show and discuss each picture, in order.)** You’re going to make one too.

(Hand out the cube patterns and copies of the story) Colour the pictures. When you are done, I will help you to fold the sides of your square towards the center to form a cube, and then we’ll tape the edges. Gently roll the cube and then talk about the picture that lands facing up.

Closing Prayer

Jesus is alive and with us! Let’s go into the world and help to spread God’s love. Amen.



Jesus Amazes His Friends


Whole People of God Online. Printed in Canada © 2020 Wood Lake Publishing, Inc.

N. B. P.

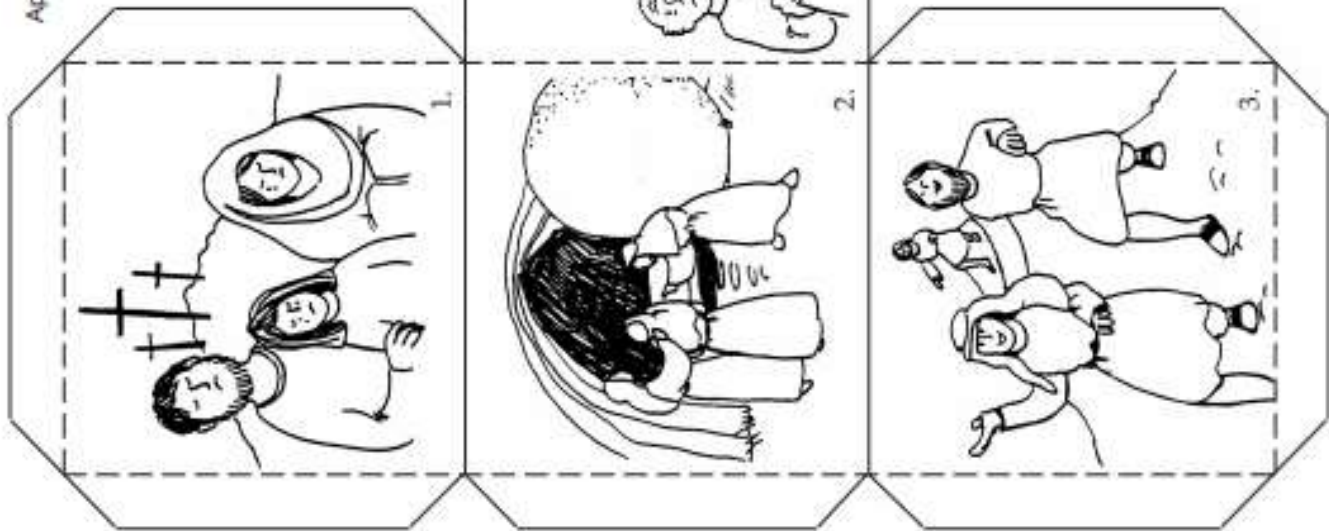
Preparation:

Cut off this strip and mount picture on yellow construction paper. Then cut 3 pieces of construction paper the shape of the arched window areas and glue over windows on left and right side. Make a tape hinge over center window cover so it can be lifted up to reveal Jesus.

Thomas



Resurrection Story Cube



Resurrection Story Cube

1. Jesus dies on the cross. His friends are sad.
2. Some of his friends discover the empty tomb.
3. They run to tell the others.
4. Some friends are gathered in a locked room, looking scared.
5. Jesus appears to them.
6. Jesus shares a meal and explains things to his friends.

Make a copy of the cube and the story for each child.

Cut on solid lines.
Score and fold on dotted lines.