

Children's Worship Lesson – April 11, 2021

RECOGNIZING JESUS IS ALIVE AND AMONG US

Focus Scripture: John 20:19–31

Purpose: To experience sadness and fear turning to joy as the disciples realize that Jesus is alive and among them

Preparation

Pictures and materials for story and activity are at the end of the lesson

Bring teaching pictures #65 (“Jesus and the Wheat Seeds”), #67 (“Waving the Palm Branches”), #10 (“The Last Supper”), #69 (“The Empty Tomb”) and #72 (“Thomas”). Bring crayons.

Cut paper circles, approximately 15cm/6in in diameter, one for each child. Bring coloured markers.

Make three cardboard crosses, one larger than the others. Tape them to a table and cover them with mural paper. Bring black or brown crayons with their wrappers removed.

Bring rocks in a variety of shapes and sizes, one for each child with a few extras. Bring flower stickers or small pictures of flowers and clear tape.

Lighting of the Christ Candle

We light the Christ candle to remind us that God is always with us.

Easter Greeting

Last week was Easter, and we celebrated that Jesus is alive in a new way. That is worthy of a celebration that lasts longer than just one week! In fact, the Easter season lasts for six weeks. That's six weeks of celebration.

Each of the six Sundays in the Easter season, we will say an Easter greeting. One person says, “Christ is risen,” and the other replies, “Christ is risen, indeed.” Let's try that.

Parent: *Christ is risen!*

All: *Christ is risen, indeed.*

Opening Action Rhyme “Jesus is With Us”

This is the house where I live; **(hands form peak of roof)**
my family lives here, too.
Jesus is with us all the time and helps in what we do.

We never really see him **(hand to forehead searching)**
but we know he’s always there.
We feel that he is loving us **(hug self)**
and know his gentle care.

Opening Prayer

**Thank you, God,
for our happy Easter time
and for Jesus,
who is always with us
as our special friend.
Amen.**

Introducing the Theme



Three weeks ago, we planted some seeds. Since then, the seeds have been sitting in the sunshine and have been watered regularly, and now they have grown into plants. I invite you to go to the table and find your plant. Check on its progress, and then I will help you to water it.

*The day we planted our seeds, we heard a story about Jesus using seeds to teach the disciples something very important. **(Show the teaching picture “Jesus and the Wheat Seeds.”)** He wanted his friends to know that after he died, he would come again, in new life. He wanted everyone to know that he would always be with them, and that death was not the end. The seeds were a reminder of God’s promise of new life. At Easter time, we are reminded of God’s promise when we see new seeds sprouting and new life beginning.*


EASTER SONG

What do we do at Eastertime, at Eastertime, at Eastertime?
What do we do at Eastertime? We sing our songs for Jesus.

We clap our hands and sing Allelu, sing Allelu, sing Allelu.
We clap our hands and sing Allelu, sing Allelu for Jesus.

Exploring the Theme – Remembering the Easter Story

The Easter season is the happiest time of year for us at church, because we are celebrating that Jesus came back, in new life. Let's take a walk around the room and remember the very special Easter story together.



“The Palm Parade” Centre

Lay out the piece of mural paper with teaching picture #67 on it.


This picture is called “Waving the Palm Branches.” What is happening in this picture? **(Have the children tell you what they remember. Fill in details, as necessary.)**

Yes, this is Jesus entering Jerusalem. There was a big crowd that day. Let's draw ourselves and some friends and family around the edges of the picture to make the crowd bigger. **(As the children are drawing, talk with them about who they have chosen to add to the crowd, and talk about all the different types of people who came to see Jesus.)**

(When they are finished drawing the crowd) Do you remember what the crowd cheered that day, as Jesus entered the city? Yes, they said, “Hosanna.” Let's say that together a few times now. **(Lead the children in chanting “Hosanna.”)**

Move to the next centre.

“The Last Supper” Centre



Hold up the teaching picture “The Last Supper.”


This is a picture of the last meal that Jesus shared with his disciples. That meal is often called the last supper. What do you remember about the last supper? **(Fill in details, as necessary.)**

For a while, Jesus had been telling his friends that he would not be with them for much longer. At the last supper, Jesus told the disciples that he would be leaving them very soon. How do you think the disciples felt when they heard that? **(Let the children share their thoughts, and then hand out the paper circles and coloured markers. Set the teaching picture in the middle of the circle.)**

Imagine that you are one of the disciples who shared the last meal with Jesus. Think about how you would have felt and then make your circle into a face that shows that emotion. When you are done, set your face around the picture of the last supper.

Move to the next centre.

“The Three Crosses” Centre



Sit around the table with mural paper. Have the children rub firmly across the paper with the sides of unwrapped black or brown crayons to make an impression of the cross shape.

Do you recognize the shapes? Yes, they are crosses. They represent something very sad that happened. Jesus was taken away by his enemies and put to death. Jesus’ friends and disciples felt very, very sad. The dark colours on our picture are like the dark sky on the day that Jesus died.

Move to the next centre.

“The Empty Tomb” Centre



Scatter the rocks in the centre of the circle.

Choose a rock. What does a rock have to do with our story? After Jesus died, his friends put his body in a special cave and rolled a big stone over the doorway. But when they came back on Sunday, the stone was rolled away from the opening.

*Something wonderful had happened! What was it? **(Look together at the teaching picture “The Empty Tomb.”)** Jesus was alive in a new way, just as he told his friends he would be. Mary saw Jesus in the garden. Then later that day when Jesus’ friends were together in a house, he came to visit them. He wanted them to all know the good news and not to be sad or afraid anymore. They were so very happy to see him!*

(Set out the flower stickers or flower pictures and tape.) *Choose a flower and stick/tape it to your rock as a symbol of the joy that the disciples felt knowing that Jesus was with them again. Then set your stone around the picture.*

Move to the next centre.

“Thomas” Centre



Sit on the floor by the teaching picture “Thomas.”

Thomas was a disciple who was not in the room when Jesus visited. Soon after, when Thomas returned from the town of Bethany, the disciples ran to meet him and told him the good news that Jesus had returned. But Thomas did not believe them. He thought they were imagining things. He said he would only believe that Jesus was alive if he saw him himself and could touch him to make sure it was really Jesus. One day soon after when the friends were all together, Jesus came again. He said, “Come, Thomas. Touch my hands and my side.” Thomas knew then that Jesus really was with them; he had risen.

Integrating the Theme – Finger Painting our Happy Feelings



In advance: Bring finger painting paper, finger paint (**recipe options on Beginner Resource Sheet**), paint shirts, plastic to protect the table, strips of paper with “Alleluia” printed on them, buckets of water, soap and towels.

Easter is a happy time! That’s why we say, “Alleluia” a lot during the Easter season. We’re going to make happy paintings, and then add the word “Alleluia” to them.

Choose a “happy” colour and make a finger painting that shows the joyful feelings of the Easter season. When you are done, we’ll add sign that says “Alleluia” that can dry into the paint.

Closing Prayer - Song

I Will Go into the World with Jesus

tune: One Little, Two Little


**I will go into the world with Jesus.
I will go into the world with Jesus.
I will go into the world with Jesus,
and help spread God’s love.**

Whole People of God is copyright © Wood Lake Publishing Inc.

Jesus and the Wheat Seeds



Waving the Palm Branches




The Three Crosses



The Empty Tomb





The Last Supper

Thomas



